

Théâtre Capitol Theatre



811 Main, Moncton, NB, Canada E1C 1G1

Main number: (506) 856-4377 / Toll Free: (800) 567-1922

Table of Content

Page 2 – Contacts

Page 3 – Where to find the Capitol Theatre/ Parking

Page 4 – Technical Services, Fees and Rates

Page 5 – The House

Page 6 – The Stage

Page 7 – The Orchestra Pit and Stage Dressing

Page 8 – Fly System and Rigging

Page 9 – Lighting

Page 10 – Sound

Page 12 – Video, Communication and Electricity

Page 13 – Available upon Request

Page 14 – Green Room/Dressing Rooms, Pearce Lounge and Lobby

Contacts

MANAGING DIRECTOR

Kim Rayworth – Managing Director
(506) 859-2664 / kim@capitol.nb.ca

TECHNICAL DEPARTMENT

James Butler - Technical Director
(506) 856-4360 / james@capitol.nb.ca

RENTALS

Julie Pallot – Rentals and Guest Services Manager
(506) 856-4377 / julie@capitol.nb.ca

MAINTENANCE

Marie Louise LeBlanc - Housekeeping
(506) 383-6207 / marielou@capitol.nb.ca

TICKETING

Jason Landry – Sales Manager
(506) 389-5955 / jason@capitol.nb.ca

OPERATIONS MANAGER

Yolaine Robichaud – Director of Operations
(506) 383-6261 / yolaine@capitol.nb.ca

ACCOUNTING

Patricia McCaig - Accountant
(506) 383-6262 / patricia@capitol.nb.ca


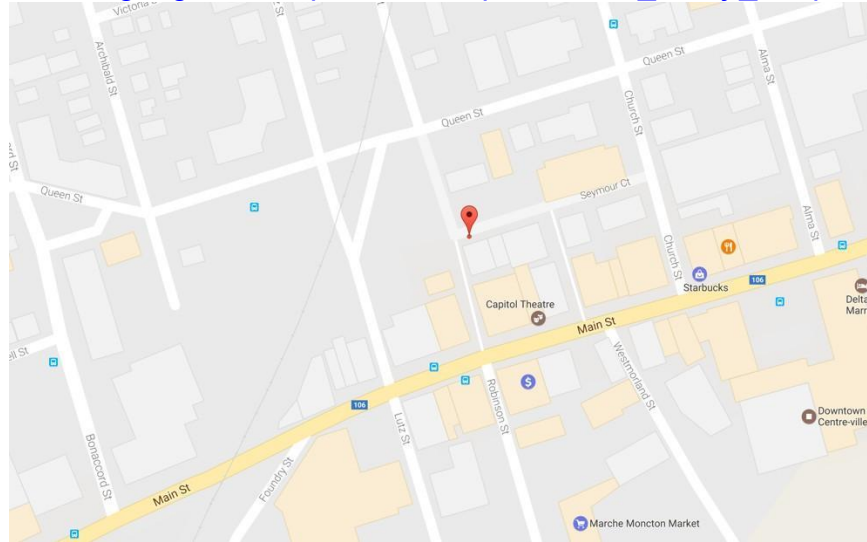
COMMUNICATIONS AND MARKETING

Geneviève Maltais – Director of Communications
(506) 383-6711 / communications@capitol.nb.ca

Where

The loading dock for both the Capitol Theatre and the Empress Theatre is located at the back of the building.
See link for map and details

https://drive.google.com/open?id=1KapUUdBe82_U3mjt_MiSpvdu01A



Loading dock at 2 feet/ 0.61 meter high (stage level) located upstage left, opens on the parking at the back of the building. There is no steps or stairs between the loading dock and the stage.

PARKING FOR TRUCKS/BUS

One (1) trailer can stay at the loading dock and one (1) bus can park near the loading dock.

You need to advise the technical department in advance if there is more than one trailer and one bus are coming with the tour.

PARKING

The backstage parking is a City paying parking lot not operated by the Capitol Theatre. You need to get a ticket at the gate to access the loading dock.

SHORE POWER FOR BUS

60 amps shore power is available upon request.

TECHNICAL SERVICES

MANDATORY CREWS

Mainstage

- 1 Technical Director
- 1 Head Sound
- 1 Head Lighting

Empress

- 1 Head Lighting
- 1 Head Sound

Lobby (when technical services is needed)

- 1 Head Sound

FEES AND RATES

Sound and light equipment available at the Capitol Theatre are included in the rental price.

There is a fee to use the following equipment:

- Grand Piano – \$200 per day **plus** \$150 per tuning
- Batteries \$5 for 9 volts, \$1.50 for AA or AAA. Other batteries available upon request

Crew rate (minimum of 4 hour call. Overtime rates(x1.5) applies after 8h in a day of work)


- **Technical Director – \$35/hour**
- **Sound Operator – \$35/hour**
- **Light Operator – \$35/hour**
- **Video Operator - \$35/hour**
- Rates varies for other technicians

technicians

Other specialized staff: Cost + 15%

- Follow Spot Operator –
- Fly Operator -
- Stagehand / Loader –
- Wardrobe Assistant –
- Rigger – \$50/hour

Meal Break: Note that there will be a **penalty** of \$25 per technician, per meal if the technician is not given at least **30 minutes** as a meal break.



THE HOUSE



The House

Seating capacity - 780

398 Orchestra seats and 382 Balcony seats

OTHER INFO

House dimension (taken at the center of the room)


Orchestra

- From house curtain to backwall 67'2" – 20.47m
- Width 63'9" – 19.43m
- Height under balcony 16'8" – 5.08m
- Floor to ceiling 39'6" – 12.04m
- Backwall to orchestra pit edge 57'9" – 17.6m
- Floor inclination 4.9 degrees (8.57%)
- From main rag floor to balcony rail 30'7" – 9.32m

Balcony

- Width 64'5" – 19.63m
- Floor to ceiling at the rail 22'2" – 6.76m
- Back wall to balcony railing 47'4" – 14.43m
- Floor inclination 32 degrees (62.49%)
- From house curtain floor to back of last row of balcony 79'10" - 24.33m

THE STAGE



The Stage

Maximum height 20'0"/6.1m – Maximum width 29'9"/9.07m – Maximum depth 29'10"/9.09m
Mainstage is at 4'4"/1.32m high from the orchestra floor

OTHER INFO

Stage dimensions

- Total width 56'/17.07m
- From center line to SR wall 25'0"/7.62m
- From center line to SL wall 31'0"/9.45m

- Total depth (excluding orchestra pit) 29'10"/9.09m
- From house curtains to back wall 26'6"/8.08m
- From house curtains to orchestra pit 7'6"/2.29m
- From house curtains to apron 3'3"/0.99m

- Height from stage floor to grid 39'6"/8.99m
- Clearance under fly gallery right 21'9"/6.63m
- Clearance under fly gallery left 21'10"/6.65m

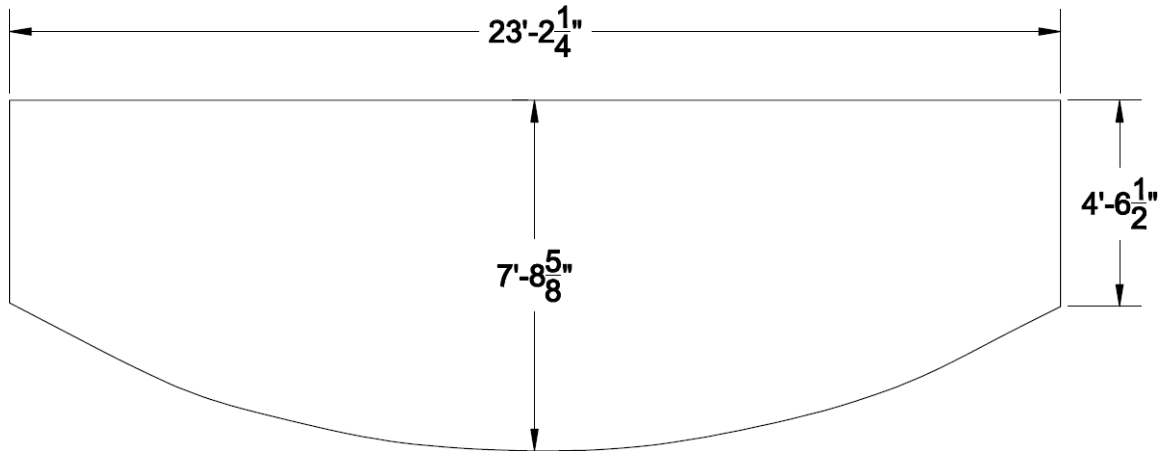
- Wing space, **stage right**
- Width 10'0"/3.05m - Length 27'0"/8.23m
- Wing space, **stage left**
- Width 16'6"/5.03m - Length 27'0"/8.23m

Stage floor

Wooden stage floor covered with Masonite, ¼ inch/0.64mm painted black

THE ORCHESTRA PIT

The pit is movable with GALA system. See with technical director for more information.



Dimensions

23'2 1/4" – 7.06 meter wide

4'6 1/2" – 1.37 meter deep at the edge

7'8" – 2.34 meter deep at the center

STAGE DRESSING

SHOW CURTAIN

Painted Fire curtain Guillotine type
(up and down)

HOUSE CURTAIN

Red Velvet Manually operated from SL or
Guillotine type (up and down)

CYCLORAMA

Plastic, off-white
Height 22'0"/6.71m - Width 32'0"/9.75m Must
stay on pipe 30 (not removable)

STAGE CURTAINS

All Black Velvet

Legs

5 sets of legs
Width 5'0"/1.52m - Length 22'0"/6.71m

Borders

5 borders
Length 35'0"/10.67m - Height
5'0"/1.52m (5th border 2'0"/0.61m
high)

Upstage traveler

Manually operated from SL
Width 36'0"/10.97m - Height 22'0"/6.71m

Mid-stage traveler

Manually operated from SL
Width 36'0"/10.97m - Height 22'0"/6.71m

Scrim (available upon
request) 1 black

Height 22'0"/6.71m - Width 32'0"/9.75m

FLY SYSTEM AND RIGGING

Counterweight system on rope operated from SL fly gallery

Number of set – 30.

Length 38'0"/11.58m

Maximum load capacity – 800 pounds/362 kilo per pipe

The fly system has to be operated by a qualified Capitol Theatre technician

Line set				
mètres meters	pieds feet	équipe set #	Description	Description
0	0'-0"	0	Zetex Fusible Fire Curtain	Rideau pare-feu
0.2	0'-8"	1	Show Curtain (old fire curtain)	Rideau maison (vieux rideau pare-feu)
0.41	1'-4"	2	House curtain (red velvet)	Rideau maison (velour rouge)
0.61	2'-0"	3	Empty	Vide
0.81	2'-8"	4	1 st Electric (16 circuits)	Poste électrique #1 (16 circuits)
1.22	4'-0"	5	Empty	Vide
1.42	4'-8"	6	1 st Border	Frise #1
1.63	5'-4"	7	1 st Legs	Pendrillon #1
2.03	6'-8"	8	Empty	Vide
2.24	7'-4"	9	Empty	Vide
2.44	8'-0"	10	Screen (13' X 21')(3.96m X 6.4m)	Écran (13' X 21')(3.96m X 6.4m)
2.64	8'-8"	11	Empty	Vide
2.84	9'-4"	12	2 nd Border	Frise #2
3.05	10'-0"	13	2 nd Legs	Pendrillon #2
3.45	11'-4"	14	2 nd Electric (10 circuits)	Poste électrique #2 (10 circuits)
3.86	12'-8"	15	2.5 Electric (Movers)	Poste électrique 2.5
4.06	13'-4"	16	3 rd Border	Frise #3
4.27	14'-0"	17	Mid-Stage Traveler (black)	Rideau noir à la grecque à demi scène
4.47	14'-8"	18	3 rd Legs	Pendrillon #3
4.88	16'-0"	19	Empty	Vide
5.08	16'-8"	20	Empty	Vide
5.49	18'-0"	21	4 th Border	Frise #4
5.69	18'-8"	22	4 th Legs	Pendrillon #4
6.1	20'-0"	23	Empty	Vide
6.3	20'-8"	24	3 rd Electric	Poste électrique #3 (?? circuits)
6.71	22'-0"	25	5 th Legs	Pendrillon #5
6.91	22'-8"	26	Not available	Non disponible
7.32	24'-0"	27	Cyc Lights (LED)	Lampes pour Cyclo
7.52	24'-8"	28	5 th Border	Frise #5
7.72	25' 4'	29	Traveler (black)	Rideau noir à la grecque
7.92	26' 0"	30	Cyclorama (25'/7.62m Height / Hauteur - 35'/10.67m Width / Largeur)	

RIGGING

Any rigging work has to be done by a qualified Capitol Theatre technician. It is possible to rig from the grid at 40 feet/12.19 meters

RIGGING POINT FOR TOURING SOUND SYSTEM

2 front rigging points of 2000-pound/907 kilo capacity each, located in front of the proscenium on each side about 3 feet/0.91 meters from the side.

4 back rigging points of 500-pound/226 kilo capacity each; 2 each side of the stage at the back of the proscenium. The front rigging points are centered with the 2 points on each side.

LIGHTING

Follow spots

2 Follow spots Robert Julia Manon 1419 1200W – Located mid-balcony against the wall on each side.

Control

1 grandMA2 Light
1 grandMA2 on PC command wing

Dimmers

120 2.4K dimmers

Lighting Equipment

8 Martin Era 300 profile
4 Martin Rush-Blinder 1ww
5 A7 JBLED
3 Colorforce 72 (cyc light)
15 LumiLED mk700ii - Floor use only
8 Mac Aura
12 ETC S4 LED series 2 Lustr
57 – ETC Source four (S4) lekos 750W
12 – 50 degree barrels LED LT
12- 36 degree barrels LED LT
21 – 19 degree barrels
36 – 26 degree barrels
19 – 36 degree barrels
17 – 50 degree barrels
25 – ETC S4 Pars 750W NARROW, MEDIUM AND WIDE LENS
9 – ETC S4 Parnels 575W
21 –ETC S4 Parnels 750W
18 barn doors fit PARs, PARNELs
12 Colorforce12 with barn doors
8 Razor Q7
2 Rosco DMX iris - Permanent install in foh
2 Rosco IQ - Permanent install in foh

MDG Atmosphere smoke machine, located SR 12 feet from floor (Controlled from FOH by remote)

Trees (2 located each side of balcony)

4 – ETC Source four (S4) lekos 750W

Booms

8 booms 8 feet high

Gels

An assortment of Rosco gels are available, also some LEE colors.

Focus

Scissor lift – Genie GS-1930

SOUND

Mixing consoles (FOH)

Midas Heritage HD96

DL 251 Stage Box

Mixing console (monitors)

Midas M32

House speaker system

One P.A. sound system including:

18 Meyer LINA line arrays (9 per side)

4 Meyer 900-LFC subs (2 on floor, 2 balcony)

4 Meyer Ultra X-40 (under balcony)

2 Meyer Galaxy processors (left, right)

Snake

48 Inputs

Inputs are located on both sides of the stage and are split in the panels. 12

Outputs (Stage right)

Playback

Denon DN-D4500 Double CD player

Monitors

6 monitor mixes including:

12 EAW passive monitors SM 200 4

QSC CX-902 Stereo amplifiers 1

Amcron Powert-tech 1

1 Amcron Com-tech 400

1 Dynaccord S1200 stereo amplifier

4 Klark-teknik DN360 stereo equalizers

4 permanent side fills (QSC K12) mounted on german masking pipe 1

QSC KW181 Active subwoofer (for drummer)

Microphones (for Mainstage and Empress)

10 Shure Beta 87A 4 Shure SM 58
1 Shure SM 48 at FOH for talk balk 5
Shure SM 57
2 Shure Beta57
2 Shure Beta 91
1 Shure Beta52 with short
stand 4 AKG 451EB
2 Neumann KM185
1 Sennheiser e914
1 Sennheiser MD4212
1 Sennheiser 902
4 Sennheiser e904
1 Sennheiser e906
2 Sennheiser e914
1 Shure Beta98 d/s
2 DPA
1 ATM 350
2 Crown PCC 160
1 Shure SM 55SH Series II
4 MX200 (choir microphones)
2 EV polar choice 18 (Podium mic) 8
JDI MK3 passives DI
2 JDI active DI
4 Rapco DB-100 passive DI

Wireless system (Please confirm availability with the Technical Director)

Shure

6 URD4+ dual receiver
12 R1 transmitter pack
2 UA8744S active antenna
1 ETA power conditioner
4 AD4D dual receiver
8 AD1 transmitter pack
4 AD Beta 87 handheld
4 AD SM 58 handheld
10 Beta 53
10 Countryman
10 TH53
4 Lapel

Microphone stands

10 tall boom stands (black) 8
small boom stands (black) 2
straight round base
5 Atlas
3 tall heavy studio stands (not boom)
2 short heavy studio stands (not boom)

Sub snake

9 channels – 50 feet
12 channels – 50 feet (12 inputs – 4 returns)
20 channels – 50 feet (20 inputs - 4 returns)
28 channels – 50 feet (24 input – 4 returns)

XLR

10, 15, 20 and 25 foot available

Speakon speaker cables

5, 10, 15, 20 and 25 foot available

COMMUNICATIONS

ClearCom Communication System of 2 channels with fixed stations located in these areas (with headset): Lighting booth – Main station, Sound booth, Video booth, Fly gallery SL, Stage left, Stage right, Follow spots (2), Techroom(shop), Technical Director's office.
4 mobile stations (wireless)

ELECTRICITY

400 amps, Cam lock, 3 phases, upstage SR (lighting) 30 feet/9.14m from center of back wall. 200 amps, Cam lock, 3 phases, upstage SR (sound) 36 feet/10.97m from center of back wall. 1 – 30 amp/208V stove plug (stage right)

25-foot cam lock available upon request (5 colors – 3 phases, 1 neutral, 1 ground)

U-ground extension cords available for stage in different lengths.

VIDEO

Christie Projector

- Christie DHD1075-GS
- Wired Remote available
- Control via streamdeck XL
- Projection Surfaces:
 - Flown Screen: 13' X 21' - Pipe 10
 - Cyclorama: 35' x 25' - Pipe 30
- Projections distances
 - From projector to house curtain 30'7"/9.32m
 - From projector to 16:9 Screen 36'7"/11.15m
 - From projector to Cyclorama 55'3"/16.84m

Mac Studio

- M1 Max 2022
- Permanently installed at FOH
- Stream Deck XL
- Software:
 - QLab 5: Pro Video License
 - ATEM Software Control

Video Routing

- Inventory
 - 1 x Blackmagic Design ATEM Production Studio 4K
 - 1 x Blackmagic Design Ultrastudio 4K (Thunderbolt 2)
 - 2 x Theatrixx Bi-directional SDI / HDMI Converters
- SDI line to Projector

LED Panels

- Modular LED Screen
 - House Configuration
 - 10 modules x 5 modules
 - Physical Resolution: 1280px X 640px
 - Scaled from 1080p
 - LED screen is permanently installed on motorized truss under line set 26
 - Modification requires minimum 8 hour call x 4 techs

NOTE:

The video technicians are only there to operate the screen/video, they cannot create or modify video content.

AVAILABLE UPON REQUEST

Music stand

36 music black stands
12 music stand lights
1 conductor music stand

Grand piano

Yamaha 1988 CF III 9-foot black

Guitar stand

6 single guitar stands

Dance floor

Black and grey Rosco

Risers

6 – 4' X 8' risers

2 – 4' X 4' risers

Choice of legs:

6, 8, 12, 18 and 24 inches

Choir risers (7 sections) – Upon availability <http://www.sicoinc.com/wp-content/uploads/2015/12/Harmony-Choral-Riser-InfoSheet.pdf>

Stools (total 23 - May vary)

1 – 18 inches round top metal legs

1 – 18 inches black round top

3 – 18 inches metal grey folding 4

– 24 inches metal black folding 1 –

24 inches black round top

1 – 28 inches brown round top

4 – 29 inches black round top 5

– 30 inches black round top

1 – 30 inches dark wood

square top 2 – 24 inches black

square top

Conference projector

Dell 2300MP 2300 DPI

Sharp PG-F312X

Portable screens

6' X 8' screen with draping

6' X 8' screen roll up

Washer, dryer and steamer available upon request.

DRESSING ROOMS AND GREEN ROOM

Dressing rooms are divided in two rooms; one large (20 persons) and 1 star dressing room (2 persons). Green room can sit 5 to 10 persons.


Internet

Wireless internet is available throughout the building. Wireless password available upon request.

Mainstage camera

There is a fixed camera showing a wide shot of stage. Flat screen TV in green room is showing the picture. Can be monitored from stage left, stage right and Empress; to do so we have to install monitors.

LOBBY



The Lobby can be used for press conferences, receptions, launches or cocktails. A sound system can be installed and the room can be arranged in different configurations.

PEARCE LOUNGE (Balcony Lounge)

The Pearce Lounge can be used for meetings. We can fit 20 to 30 people for a meeting. Screen and projector are installed permanently. Sound can be installed upon request.